

STUDENT'S BOOK

Julie Kniveton

Angela Llanas

Lina Alvarado



English

Bounce

2

in Chile



EDICIÓN ESPECIAL PARA EL MINISTERIO DE EDUCACIÓN
PROHIBIDA SU COMERCIALIZACIÓN

STUDENT'S BOOK

Julie Kniveton

Angela Llanas

Lina Alvarado Jantus

B.A. Hons.
University of Liverpool
TEFL Diploma, Birmingham.

LGSM (Licenciate of the
Guild Hall School of Music and Drama)
University of London
RSA Dip. (with distinction).

Teacher of English
Instituto Profesional
Chileno-Británico.



English



2 in Chile

Este libro pertenece a:

Nombre:

Curso:

Colegio:

Te lo ha hecho llegar gratuitamente el Ministerio de Educación a través del establecimiento educacional en el que estudias.

Es para tu uso personal tanto en tu colegio como en tu casa; cuídalo para que te sirva durante todo el año.

Si te cambias de colegio lo debes llevar contigo y al finalizar el año, guardarlo en tu casa.

CONTENTS

Unit	Theme	Language
1 p. 4	<ul style="list-style-type: none"> • Greetings • School objects • Numbers 	<ul style="list-style-type: none"> • Numbers: 1-10 • Colors: red, black, white, etc. • School objects: pencil, ruler, eraser, etc.
2 p. 16	<ul style="list-style-type: none"> • The house • House objects 	<ul style="list-style-type: none"> • House: garden, bedroom, kitchen, etc. • Furniture: bed, chair, table, etc.
3 p. 28	<ul style="list-style-type: none"> • Shapes • Numbers 11 to 20 	<ul style="list-style-type: none"> • Shapes: circle, square, triangle, etc.
4 p. 40	<ul style="list-style-type: none"> • Occupations 	<ul style="list-style-type: none"> • Jobs: teacher, nurse, fire fighter, etc.
5 p. 52	<ul style="list-style-type: none"> • School supplies • Snacks 	<ul style="list-style-type: none"> • School supplies: pencil case, glue stick, sharpener, etc. • Snacks: sandwich, orange juice, etc.
6 p. 64	<ul style="list-style-type: none"> • Animals 	<ul style="list-style-type: none"> • Animals: bear, camel, flamingo, etc. • Adjectives: happy, sad, clean, etc.
7 p. 76	<ul style="list-style-type: none"> • Everyday actions 	<ul style="list-style-type: none"> • Actions: play, skate, sing, etc.
8 p. 88	<ul style="list-style-type: none"> • Party preparations • Party elements 	<ul style="list-style-type: none"> • Party elements: poster, invitation, decorations, etc. • Party preparations: prepare, design, decorate, etc. • Parts of the face: eyes, mouth, ears, etc.

YOUR BOOK



Este es tu libro de inglés.
¡Diviértete aprendiendo con él!



▶ Benny Bounce te ayudará a aprender inglés.



▶ Junto a sus hermanos Bobby y Becky, te acompañará a aprender este nuevo idioma.

Los siguientes íconos te indicarán las actividades que realizarás:



Talk Time

Te invita a hablar practicando el inglés.




Read

Te indica que es tiempo de leer.



Listen

Te indica que es tiempo de escuchar.



Hands on

Te invita a hacer una actividad manual.



Match

Te invita a unir objetos con palabras.



Bounce Back

Este símbolo aparece cuando hay una actividad de repaso.

Unit 1 Welcome Back!




You will:

- Listen to songs.
- Say *Hello!* and *Good bye!*
- Review colors, numbers, and the alphabet.



Getting ready

- 1 Write the words.



Hello, Hi, Goodbye

- 2 Say hello and goodbye to your friends.

Do you remember?

- 1 Help Benny Bounce complete the alphabet.



a b c d e f h i
 l m n p q r
s t v w x z

1  Sing the song.




The alphabet song

Come on, kids!
 Let's sing the alphabet song!
 a, b, c, d, e, f,
 Sing the alphabet song!
 g, h, i, j, k, l,
 Come on, sing along!
 m, n, o, p, q, r,
 The alphabet song is best by far!
 s, t, u, v, w, x, y, z,
 Sing the alphabet song with me!



2  Listen and repeat the alphabet.

3 Write these words in alphabetical order.



teddy bear



cat



dog



ball



kite



alligator

1 What's the first letter of your name?



How do you spell ...?

2  Listen and read.



3 Act out the dialog in Exercise 2.

4 Ask and answer.

What's your name?

I'm Benny Bounce.

1 Write the names of six people in your class.

1 _____	4 _____
2 _____	5 _____
3 _____	6 _____



2 Write the names again in alphabetical order.

1 _____	4 _____
2 _____	5 _____
3 _____	6 _____

3  Listen and write Benny Bounce's telephone number.



4 Make a class telephone list. Ask and answer.

Name:	_____
	_____
Name:	_____
	_____

1  Listen and point. Say the words.

1
one

2
two

3
three

4
four

5
five

6
six

7
seven

8
eight

9
nine

10
ten

2  Sing the song.

Count some more!

1, 2, 3 and 4,

Clap your hands and count some more!

5, 6, 7, now,

Clap your hands, show us how.

8 and 9 and then there's 10,

Clap your hands and start again!

1, 2, 3 and 4,

Snap your fingers and count some more!

5, 6, 7, now,

Snap your fingers, show us how.

8 and 9 and then there's 10,

Snap your fingers and start again!

1, 2, 3 and 4,


Stamp your feet and count some more!

5, 6, 7, now,

Stamp your feet, show us how.

8 and 9 and then there's 10,

Stamp your feet and start again!



1 Listen and write the number on Benny Bounce's birthday button.




How old are you?
I'm seven.

Happy birthday,
Benny Bounce!

How old are you,
Benny Bounce?



2 Decorate your birthday cake. Draw your candles.



3 Ask your friends.


Talk time

How old are you?
I'm...

1 Match the pictures to the sentences.
Write the sentences.



It's a green ruler.



1 It's a  green ruler.

2 It's an  orange pen.

3 It's a  blue book.

4 It's a  yellow eraser.

5 It's a  pink crayon.

6 It's a  red pencil.

2 Color the pictures in Exercise 1.





Circle the correct answer.

1 a / an ostrich

2 a / an iguana

3 a / an giraffe

4 a / an rabbit

1	2	3
		

1 Follow the instruction.
Close your books and stand up.



Walk to the window.

2  Sing the song.

Do it!

Walk to the window and touch your nose!
Run to the door and touch your toes!
Jump to the wall and touch your head!
Fall on the floor! It's time for bed!

3  Listen and act out.

4 Match the sentences to the pictures. Color the pictures.

- 1 Touch your head!
- 2 Jump to the chair!
- 3 Run to the table!
- 4 Walk to the door!
- 5 Touch your arms!



1 Match the sentences to the pictures.



- 1 Don't touch the lion!
- 2 Don't open the lunch box!
- 3 Jump!
- 4 Read the sign!

2 Complete the sentence.



Close the door!

3 Talk about the day trip.

Unit Test 1

Points

___ / 3

1 Read and color the crayons.



pink



red




green


2  Listen and read. Match and color.

___ / 2

1 It's a blue ruler.



2 It's a green book.



3 Read and write the number.

___ / 5

1 eight 8

4 three _____

2 five _____

5 nine _____

3 one _____

6 four _____

4 Complete the sentences.

1 Don't _____ the lion.

2 _____ to the table.

3 _____ to the windows

4 Don't _____ the door.



5 Listen and circle.

1



read open

3



stand up sit down

2



open close

4



look read

Total: ___ / 18

Unit **2** The house



You will:

- Listen to a song.
- Write about the house.
- Read and listen to a story.
- Talk about things in the house.

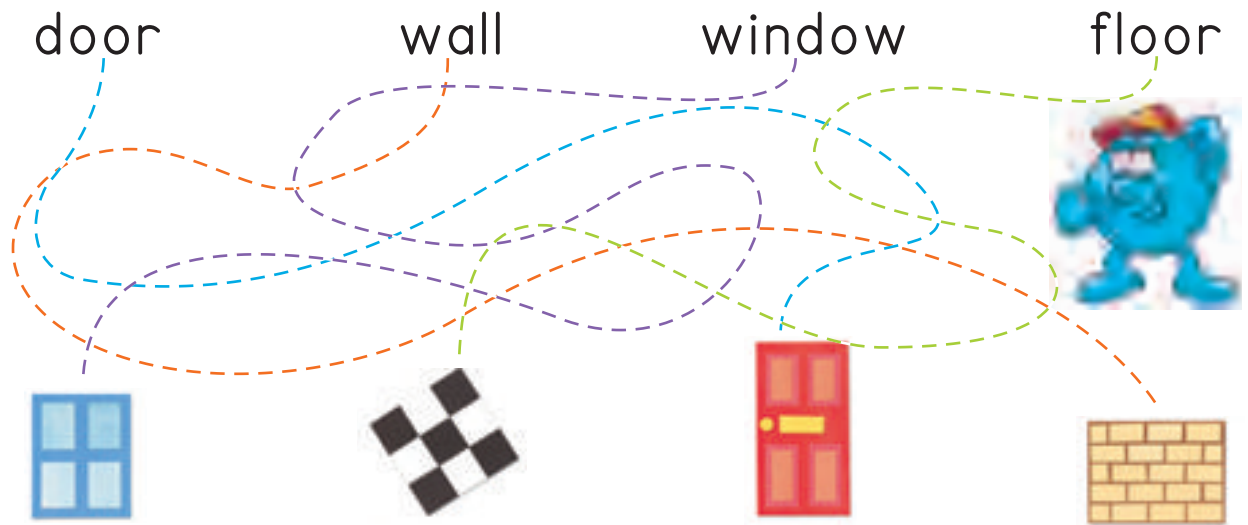
Getting ready

- 1 Draw a line from each picture to its place.



Do you remember?

- 1 Help Benny Bounce follow the paths.



1 Listen and point.
Say the words.



BLM
1



bed



chair



table



closet



drawer



shelf

2 Write the words in Exercise 1.

1  Listen and say the words.







2  Listen and point.

3 Write. Match the words to the pictures.

in
on
under



Circle True or False.

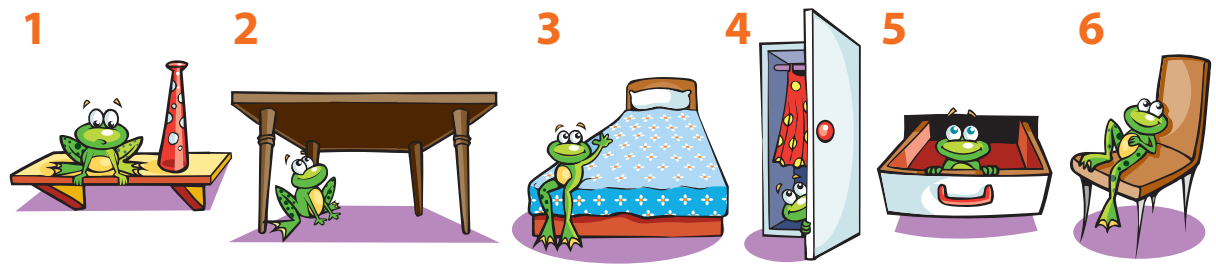
- 1**  It's not an elephant. T F
- 2**  It's a ball. T F
- 3**  It's a pencil. T F
- 4**  It's not an elephant. T F

1	2 - 3	4
		



1 Complete the sentences with *in*, *on* or *under*.

It's under the table.



- 1 It's on the shelf.
- 2 It's under the table.
- 3 It's on the bed.
- 4 It's in the closet.
- 5 It's in the drawer.
- 6 It's on the chair.

2 Draw a frog and make your own sentences.



It's _____
the table.

It's _____
the shelf.

3 Tell your friends about your pictures.



It's on the table.

1 Read and draw the pictures to complete Matt's messy room.



Where's the hoop?

- 1 Draw a book under the table.
- 2 Draw a hoop in the closet.
- 3 Draw a ball on the shelf.
- 4 Draw a pencil on the bed.
- 5 Draw a drum under the chair.
- 6 Draw a car in the drawer.



2 Ask and answer.



1 Listen and point. Say the words.



bedroom



bathroom



kitchen



living room



dining room



yard

2 Answer the questions.



- 1 Where's Matt? Matt's in the bedroom.
- 2 Where's Mom? Mom's in the living room.
- 3 Where's Dad? Dad's in the bathroom.
- 4 Where's Grandma? Grandma's in the dining room.
- 5 Where's Grandpa? Grandpa's in the kitchen.
- 6 Where's Bark? Bark's in the yard.

1 Answer the questions.

- 1 Where's Matt? Matt's upstairs.
- 2 Where's Bark? Bark's downstairs.



Matt's upstairs.

Bark's downstairs.



2 Listen and draw.

3 Sing the song.

Upstairs, downstairs!

Playing on the stairs is a lot of fun,
I run upstairs, one by one!

1, 2, 3, 4, 5, 6, 7, 8, 9, 10!

I go downstairs, but I don't run,
I walk slowly, counting ten to one!

10, 9, 8, 7, 6, 5, 4, 3, 2, 1!

1 Look at the pictures and answer.

Where's Grandma? In the kitchen. / In the bathroom.

2 Listen and read.

WHERE'S MY HAT?



Ned: Oh dear! Where's my hat?
Nora: I don't know. Look upstairs, in the bathroom.



Ned: Where's my hat?
Grandma: I don't know. Look upstairs, in the bedroom.



Ned: Where's my hat?
Minnie: I don't know. Look downstairs, in the kitchen.



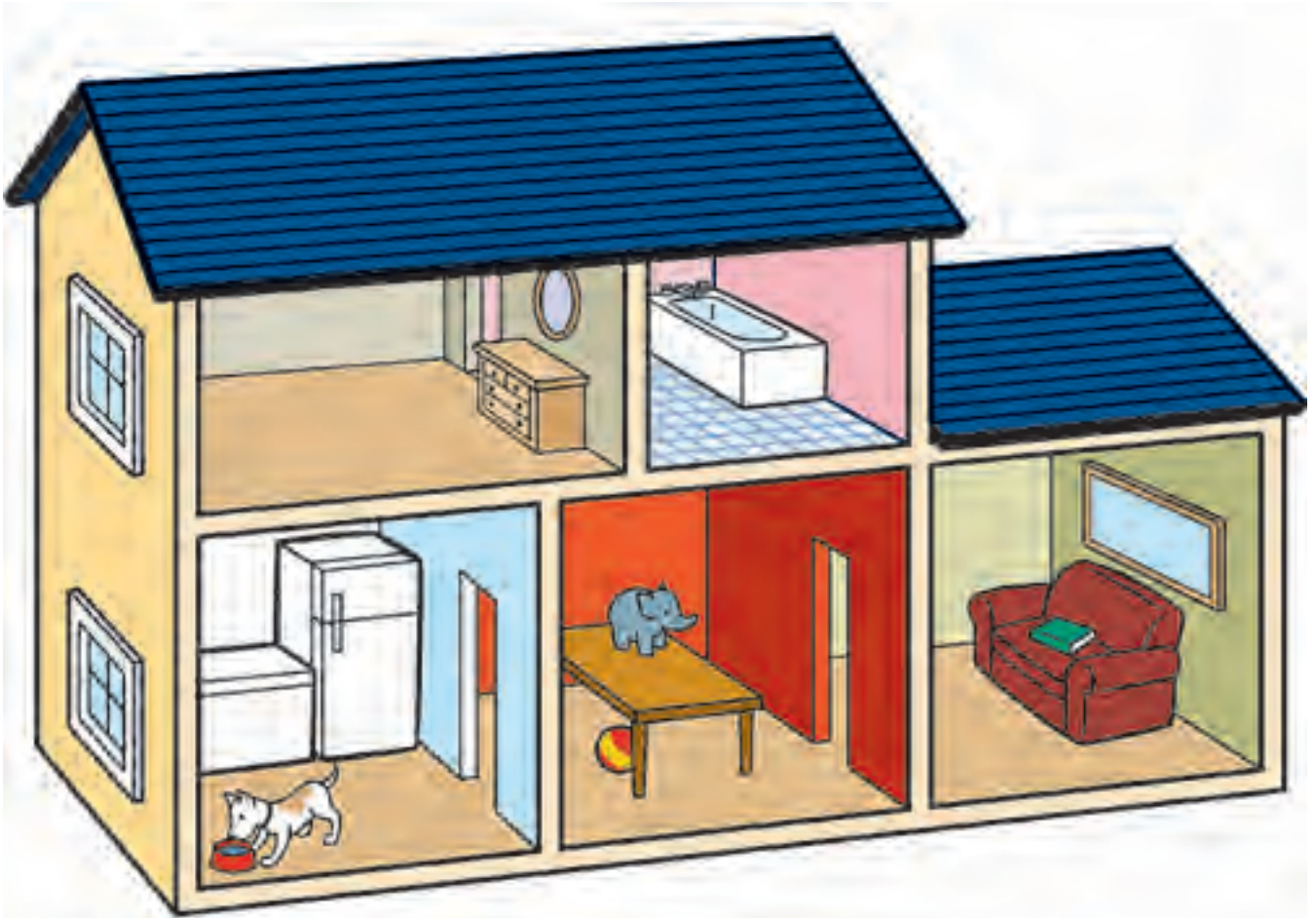
Ned: Where's my...? Oh! There's my hat! It's on my head!

3 Look at the pictures and answer.

Where's the hat? It's in the bedroom / on Ned's head.

1 Complete the picture.

Draw a bed, a shelf, a closet, and a chair.



2 Write about the house in Exercise 1.

Where's the elephant?

It's in the dining room.

3 Talk about your house.

Unit Test 2

Points

___ / 3

1 Write the words. Match them to the pictures.

1 in

a



2 on

b



3 under

c



___ / 4

2 Tick (✓) the correct word.

1



yard

dining room


3



kitchen

living room

2



bedroom

dining room

4



bedroom

bathroom

3 Look at the picture. Circle the correct word.

___ / 2



1 Where's the toy car?

It's **on** / **under** the **closet** / **box**.

2 Where are the shoes?

They're **in** / **under** the **bed** / **chair**.

4 Read and listen. Look at the picture in Exercise 3. Circle True or False.

___ / 4

1 The lamp's on the chair. True / False

2 The car's in the box. True / False

3 The ball's under the chair. True / False

4 The books are in the closet. True / False

Total: ___ / 13

Unit 3 Shapes and numbers




You will:

- Listen to a song.
- Count to 20.
- Identify shapes.
- Talk about favorite things.


Getting ready

1 Match the things and the shapes.




Do you remember?


1 Count the animals. Write the correct number.



1 _____



2 _____



3 _____

1 Listen and point.
Say the words.



BLM
2



square



circle



diamond



oval



rectangle




triangle

2 Write the words in Exercise 1.

1 Look at the picture in Exercise 2. What is it?

2   Listen and read.



Draw a square.

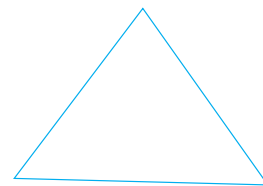
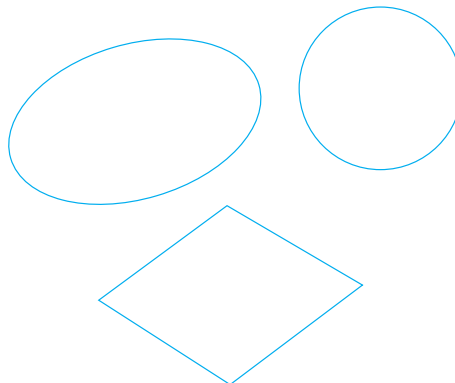
Draw a triangle on the square.

Draw four squares for the windows
and a rectangle for the door.

3 Write the sentence.

Look! It's a house.

4 Draw pictures of words you know.



 **Talk time**

Look at my kite.
It's a diamond.


5 Tell your friends about your pictures.

1 Count the bubbles and answer Benny Bounce's question.




How many bubbles are there?

How many bubbles are there? There are ten.



2 Look at the key and color the picture.

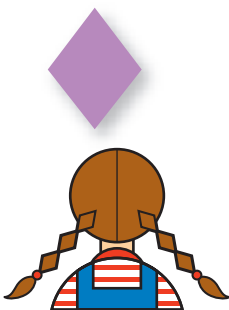


3 Write the questions and answers.

- 1 How many triangles are there? There are four.
- 2 How many squares are there? There are two.
- 3 How many diamonds are there? There is one.
- 4 How many rectangles are there? There is one.
- 5 How many circles are there? There are four.
- 6 How many ovals are there? There is one.


1 Count the shapes. Write the questions and the numbers.

1 How many diamonds are there?




There are six.

4 How many squares are there?




There are eight.

2 How many circles are there?




There are ten.

5 How many triangles are there?



There are five.

3 How many rectangles are there?



There are seven.

6 How many ovals are there?



There are three.



to Unit 2

Draw the pictures.

1 Draw a crayon on the table.

2 Draw a teddy bear in the drawer.

3 Draw a ball under the table.



1	2	3

1  Listen and point. Say the words.

11

eleven

12

twelve

13

thirteen

14

fourteen

15

fifteen

16

sixteen

17

seventeen

18

eighteen




19

nineteen

20

twenty

2 Do the math problems.
Draw the pictures and write the numbers.

1 8  + 4  = twelve 

2 9  - 3  = six 

3 15  + 5  = twenty 

4 12  - 5  = seven 

3  Listen and check your answers.

4 Make your own math problem.

+ =

1 Help Benny Bounce write the numbers.



1 **8** + **6** = fourteen

2 **7** + **13** = twenty

3 **4** + **9** = thirteen

4 + **5** = seventeen

5 **8** + = nineteen

6 **10** + **7** = seventeen

7 + **1** = twenty

8 **9** + **7** = sixteen

9 **3** + = eighteen

10 **9** + **9** = eighteen

1 What's your favorite number? Tell your friends.

2  Sing the song.

It's a lot of fun!



One plus one equals two,
Two plus two equals four,
Four plus four equals eight.
That's great!
Eight minus four equals four,
Four minus two equals two,
Two minus one equals one.
Sing it faster. It's a lot of fun.



3 Write the numbers from the song.

1 + 1 = 2

2 + 2 = 4

4 + 4 = 8

That's great!

8 - 4 = 4

4 - 2 = 2

2 - 1 = 1

Sing it faster. It's a lot of fun!



1 Answer the math problems on the board.



2 Circle and write your favorite things.

My favorite things are elephant / apple / teddy bear /
airplane / square / flower / cow / ruler.


3 Talk about your favorite things.

Unit Test 3

Points

1 What shapes do you see? Check (✓) the words.

- circle
- diamond
- oval
- rectangle
- triangle



___ / 4

2 Write the numbers.

- 1 twelve _____
- 2 thirteen _____
- 3 twenty _____
- 4 eleven _____

___ / 4

3 Do the math problems.
Draw pictures and write the numbers.

1 five  + six  =


2 three  + ten  =

___ / 2

4  Listen, read and draw the shapes.


Suzy Circle

I'm Suzy Circle,
I go round and round.
Can you draw me?




Sammy Square

Sammy Square is my name.
My four sides are just the same,
I'm Sammy Square.




Ollive Oval

I am Ollive Oval.
A football shape is mine,
But I think I look fine!




Tony Triangle

I'm Tony Triangle.
Count my sides:
One, two, three.



___ / 4

5  Listen and number the shapes.



___ / 6

Total: **___ / 20**

Unit 4 Professions



You will:

- Listen to a song.
- Identify professions.
- Talk about professions.
- Write about professions

Getting ready

1 Match the people to the things.



Do you remember?

1 Look at the pictures and circle.



He / She



He / She



He / She



He / She

1 Listen and point.
Say the words.



fire
fighter



police
officer



doctor



nurse



chef



teacher



waiter




dentist



2 Write the words in Exercise 1.

1 Match the pictures to the professions.



- nurse
- police officer
- chef
- dentist
- fire fighter
- teacher
- doctor
- waiter



2 Listen to the song.

My profession is the best!

Chorus

Working, working with no rest,
 My profession is the best!
 I'm a fire fighter, clang-a-lang all day,
 Ready for work? No time for play!
 I'm a dentist, drill and drill all day,
 Ready for work? No time for play!

Chorus

I'm a chef, stir and stir all day,
 Ready for work? No time for play!

Chorus



3 Circle the professions in the song.

1 Write the professions.



I'm not a nurse.



p _ l _ c _ d _ _ t _ st te _ c _ _ r w _ it _ r
_ f _ i _ _ r

2   Read, listen and check (✓) the profession.

1 I'm not a police officer.





2 I'm not a dentist.





3 I'm not a teacher.





4 I'm not a waiter.





 **Talk time**

I'm not a doctor.

3 Play the professions game.

1 Complete the sentences.

He's a waiter.
She's a teacher.



1 He's a waiter.



5 She's a _____.



2 She's a _____.



6 He's a _____.



3 He's a _____.



7 He's a _____.



4 He's a _____.



8 She's a _____.

2 Listen and check.

1 Listen and point. Say the words.



photographer



pilot



musician



singer



dancer



astronaut

2 Make sentences.

He's

She's

a chef.

a musician.

a doctor.

a teacher.

a dentist.

a pilot.



3 Write the sentences.

- 1 He's a pilot
- 2 _____
- 3 _____
- 4 _____
- 5 _____
- 6 _____

1 Follow the lines. Write the sentences.



She isn't a teacher.
She's a chef.

1 teacher ✗



2 waiter ✗




3 chef ✗



4 fire fighter ✗



5 doctor ✗



1 She isn't a teacher. She's a chef

2

3

4

5



to Unit 3

Count the shapes. Write the numbers and the words.

1 There are _____

2 There are _____

3 There are _____

4 There are _____



1	2	3-4

1 Circle the groups in different colors.

They aren't singers. They're chefs.



2 Correct the sentences.

1 red They're singers.
They aren't singers. They're chefs

2 blue They're dentists.

3 blue They're musicians.

4 yellow They're pilots.

5 purple They're teachers.

1 Complete the picture.



2 Write about the professions in Exercise 1.

1 He's a singer.

2 She's a _____.

3 They're _____.

3 Talk about the professions.

Unit Test 4

Points

___ / 5

- 1** Complete the words.
Match them to the pictures.

1 w _ _ i t _ _ r

2 d _ _ _ t _ _ s t

3 _ _ u r _ _ e

4 c _ _ e _ _

5 t e _ _ c _ _ _ r



- 2** Complete the sentences.

1  I'm _____ not a doctor _____.

2  She _____.

3  They _____.


4  He _____.

5  They _____.

6  I _____.

___ / 5

3



Listen, look at the pictures, and complete the sentences. Use the words in the box.

- astronaut • fire fighter
- musician • photographer

1



1 Becky Bounce is a _____.

2



2 Becky Bounce is a _____.

3



3 Becky Bounce is a _____.

4



4 Becky Bounce is a _____.

4




Listen, read, and look at the pictures. Write the number.

1



___ He is not a teacher.
He's a police officer.

2



___ He is not a doctor.
He's an astronaut.

3



___ She's not a nurse.
She's a teacher.

4



___ He's not a singer.
He's a chef.

Total: _ / 18

___ / 4

___ / 4

Unit 5 My lunch box




You will:

- Listen to a song.
- Identify school supplies and food.
- Read and listen to a story.
- Talk about your lunch box.


Getting ready

1 Draw a line.



Do you remember?

1 Look at the pictures and circle.



- 1 Look at the ostriches. They *have / don't have* pencils.
- 2 Look at the cats. They *have / don't have* skateboards.
- 3 Look at the lions. They *have / don't have* puzzles.
- 4 Look at the elephants. They *have / don't have* scooters.

1 Listen and point.
Say the words.



BLM
4

pencil case



lunch box



backpack



felt pen



scissors



box of paints



pencil sharpener



glue stick



2 Write the words in Exercise 1.

1 Look at the pictures.
Help Benny Bounce write sentences.



Karl has a lunch box.



1 Karl has a _____
_____.


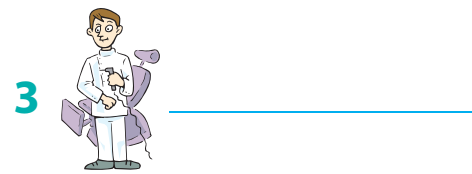



2 Sally has a _____
_____.



to Unit 4

Write the professions.



1	2 - 3	4

- 1 Look at the picture. Say what things Sally and Karl have.
- 2 Listen, point, and write the things Sally and Karl have.



- 1 Look! Karl has a _____. It's purple.
- 2 Sally has a backpack, too. It's _____.
- 3 Karl has a _____. It's blue and green.
- 4 And Sally has a lunch box. It's _____.
- 5 Karl has a _____ sharpener. It's _____.
- 6 Sally has a _____. It's blue and orange.

3 Complete the pictures. Color them.

1 Draw your school supplies.

I have a glue stick.
I have scissors.



2 Write about your school supplies.

1 I have _____.

2 _____.

3 _____.

3 Tell your friends about your school supplies.

 **Talk time**

I have a glue stick.

1 Listen and point. Say the words.



cheese sandwich



ham sandwich



orange juice



cupcake




hot dog



yogurt

2 Complete the pictures. Write the words.

1  _____

2  _____

3  _____

4  _____

5  _____

6  _____

1 Read and circle what Karl and Sally want. Say what you want.



What do you want?
I want a yogurt.



- 1 Karl wants a hot dog and a cupcake.
- 2 Sally wants a ham sandwich, an orange juice, and a yogurt.
- 3 I want _____

2  Sing the song.

She's hungry!



She's hungry,
It's time for lunch.
She's hungry,
It's time for lunch.
She doesn't have
a cheese sandwich,
But it's not too late.
She has a hot dog – Mmm!
That's great!



He's hungry,
It's time for lunch.
He's hungry,
It's time for lunch.
He doesn't have
a ham sandwich,
But it's not too late.
He has a cupcake – Mmm!
That's great!



1 Look at the picture. Say what David and Holly have in their lunch boxes.

2   Read and listen to the story.

SHARE MY LUNCH.



David and Holly are at school. It's lunchtime. They are in the yard with their lunch boxes.



David doesn't have a cheese sandwich or a cupcake or an orange juice. "Hey, Bongo!" says David.



Holly has a ham sandwich and a cupcake in her lunch box. "And I have an orange juice," she says.



"Bongo has my lunch!" says David. "Oh, David," says Holly. "You can share my lunch. I have a lot."

3 Circle True or False.

1 Holly has a cheese sandwich.

True / False

- 1** Draw two more things in your lunch box.



- 2** Write about your lunch box.

I have a ham sandwich.

I don't have a _____.


- 3** Talk about your lunch box.

Unit Test 5



Points

___ / 5







1  Listen and read. Circle the objects that Benny Bounce has.

Benny Bounce has a backpack and a lunch box. He has a pencil case and a box of paints. He has a glue stick and a felt pen.




2 Complete the sentences.

___ / 5

- 1  Tina doesn't have a cupcake.
- 2  Bob _____.
- 3  Tina _____.
- 4  Bob _____.
- 5  Tina _____.
- 6  Bob _____.

3 Listen and match. Draw a line from the children to the food.



4 Look at the pictures. Write what Sandy and George have in their lunch boxes.



1 Sandy has a _____ and a _____.

2 George has a _____ and a _____.

Total: ___ / 18

Unit 6 Wild Friends




You will:


- Identify and describe wild animals.
- Express feelings.
- Listen to a song.
- Talk about wild animals.

Getting ready


1 Read and color.




It's brown.



It's black.



It's gray.



It's green.

Do you remember?

1 Complete the words.



W _ _ _



_ u _



_ u _

1 Listen and point.
Say the words.



bear



flamingo



camel



zebra



hippopotamus

parrot



snake




gorilla





BLM
5



2 Write the words in Exercise 1.

1 Listen and point.
Say the words.



It's a dirty hippo.

clean



dirty



happy



sad



fat



thin



big




small



2 Write sentences about the pictures.



It's a dirty hippo.



• small • happy • beautiful • ~~dirty~~ • thin • fat


1 Look at the pictures and cover the sentences. Point and say the words.

He's / She's / It's happy.



2 Listen, read and match the sentences to the pictures.

- 1 It's dirty.
- 2 He's sad.
- 3 It's big.
- 4 It's clean.
- 5 He's thin.
- 6 It's fat.
- 7 She's happy.
- 8 It's small.



3 Make sentences about the pictures. Guess with a friend.


It's fat.

g



1 Draw a picture of you.

I'm happy.



2 Complete the sentence about you in Exercise 1.

3 Describe yourself to your friends.

 **Talk time**

I'm tall and thin.



to Unit 5

Read and draw.


Greg has a hot dog and a yogurt.

Lisa has a cupcake and an orange juice.



1	2 - 3	4
		

1 Listen and point. Say the words.



2 Unscramble the words. Number the correct picture.



a t f h f i s

1 Look! It's a fat fish

u f b e u i l a t g p e u i n n

2 Look at the

c e n l a p l i d o h n

3 And look at the

p p y a h i r o p a r e b a

4 Look at the

- 1** Join the words and the pictures.
Trace the words.



Parrots can talk.
Parrots can't walk.

swim

walk

jump

talk

- 2** Complete the sentences.

- 1 Parrots can talk. Parrots can't walk.
- 2 Dolphins can jump. Dolphins can't talk.
- 3 Polar bears can swim. Polar bears can't jump.
- 4 Penguins can walk. Penguins can't jump.
- 5 Parrots can't _____.
- 6 Dolphins can _____.



It can walk.
It can't swim.

- 3** Choose an animal.
Say what it can and can't do.

1 Answer.

Who is Griselda? _____

2 Sing the song.

Griselda and friends



1 Look at Griselda! She's a bear.
Griselda is a big, big bear!
She's a big, brown bear!
Listen to Griselda: Grr! Grr! Grr!
Griselda is a happy bear!
She's a big, brown bear.





2 Look at Sidney! He's a snake.
Sidney is a thin, thin snake!
He's a thin, green snake!
Listen to Sidney: Hiss! Hiss! Hiss!
Sidney is a beautiful snake!
He's a thin, green snake.

3 Look at Bobsey! She's a hippo.
Bobsey is a fat, fat hippo!
She's a fat, gray hippo!
Listen to Bobsey: Wallow!
Wallow! Wallow!
Bobsey is a dirty hippo!
She's a fat, gray hippo.



3 Complete the pictures of the animals. Write the sentences.



Look at Griselda. She's a happy, brown bear.

Look at _____. He's a _____.

1 Find and say ten different wild animals.



2 Write the animals in their correct habitat.

jungle	desert	Antarctic	ocean
parrots			

3 Talk about the animals.

Unit Test 6


Points

___ / 4

1 Write the missing words.



_____ toad



_____ hippo



_____ boy



_____ girl

___ / 4

2  Listen and read about Patty Pig and draw a picture.

Patty Pig isn't thin. She's fat.

She isn't clean. She's dirty.

She isn't sad. She's happy.

What color is she? She's pink.



3 Unscramble the words. Match them to the pictures.

1 It's a y d r i t i p h o p








2 It's a a t f e z r b a



3 It's a i u b a l t f e u a p r o r t



4  Listen and complete the chart. Check (✓) the correct column.

							
swim	walk	talk	fly	swim	walk	swim	jump

Total: **___ / 15**

Unit 7 Having fun



You will:

- Listen to a song.
- Read a short story.
- Identify actions.
- Talk about people doing things.


Getting ready

1 Match the people to the things.




Do you remember?


1 Read and draw.




An orange juice




A sandwich




A pencil



A box of paints



A pair of scissors



A glue stick

1 Listen and point.
Say the words.



play



sing




eat



BLM
6



skate



laugh



talk



drink



cry





2 Write the words in Exercise 1.

1 Look at the pictures and cover the sentences. Point and say the words.



What's he / she doing?
He's / She's playing.

2 Listen and number the pictures.



He's playing.

She's skating.

He's talking.

She's laughing.

She's singing.

She's crying.

He's eating.

He's drinking.

3 Match the pictures to the sentences in Exercise 1.

1 Write the sentences.



1 She's talking.



4 _____.



7 _____.



2 _____.



5 _____.



8 _____.



3 _____.



6 _____.




to Unit 6

Look at the picture. Circle the correct word.



It's happy / sad.



It's happy / sad.

1	2

- 1** Draw a picture of Marvin the Monster doing a different activity. Write sentences.




29

- 2** Tell your friends about Marvin the Monster.



Look, he's eating.

1 Listen and point. Say the words.



2 Complete the words. Match them to the pictures.

- 1 c o l o r
- 2 p _ _ _ e
- 3 d _ a _
- 4 c _ _ _ t
- 5 m _ a _ _ r _
- 6 c _ t
- 7 w _ i _ _
- 8 p _ _ n _




1 Read the sentences.
Put a ✓ or a X next to the pictures.



He / She isn't measuring.

- 1 He isn't measuring. He's painting.
- 2 She's pasting. She isn't cutting.
- 3 He's counting. He isn't coloring.
- 4 She's writing. She isn't drawing.
- 5 He isn't pasting. He's coloring.



2  Sing the song.



Old Mr. Lilly

Look at old Mr. Lilly.
He's on his knees,
And he's looking silly.
What's he doing on the floor?
Let's get closer,
And find out more.



He isn't writing.
No, not now.
He isn't pasting.
No, no way!
Mr. Lilly's counting,
1, 2, 3.
He's measuring the space
For his new TV!



1 Look at the pictures in Exercise 2. What is Rowena doing?

2   Read about Rowena.



Rowena is at school. She isn't coloring. She isn't drawing. She's painting. It's a flower. It's pink and green. Look! Now she's pasting the flower in her book. What a beautiful flower! Rowena is very happy.

3 Write about Nutty.



Nutty is at school. She isn't _____. She isn't _____. She's _____. It's a tree. It's green and brown. Look! Now Nutty's _____ the tree in her book. What a _____ tree! Nutty's very _____.

- 1** Draw Becky Bounce in the picture.
Say what she's doing.



- 2** Talk about the people in the picture.

What color is it?

Where is the ...?

He / She isn't laughing.

He's / She's crying.

What's he / she doing?

He's / She's ...

Point to ...

He's / She's wearing a ...


Unit Test 7

Points

___ / 5

1 Match the sentences to the pictures.

- a** She's skating. **b** He's playing.
c She's laughing.
d He's eating. **e** He's singing.



2 Listen and complete the story about Becky Bounce.





- cutting
writing
painting
pasting
coloring

Becky Bounce is at school. She isn't _____

 . She isn't _____ .

She's _____  a bird. Now she's

_____  it and _____  it

into her book. What a beautiful bird!

___ / 5

3 Look at the picture. Listen and write the names.

- Ben
- Jill
- Martha
- Sara
- Simon



4 Write the sentences.



1 She's _____.



2 She's _____.



3 She's _____.

Total: ___ / 18

Unit 8 Celebrations

Birthday



Hallowe'en



Christmas



Mother's Day



You will:

- Listen to a song.
- Write about party preparations.
- Read and listen to a song.
- Talk about a celebration.

Getting ready

1 Circle the celebration.



birthday /
Hallowe'en



Christmas /
Easter



Independence Day /
Father's Day



Father's Day /
Mother's Day



Mother's Day /
Halloween



Independence Day /
Christmas




Mother's Day /
Easter





Valentine's Day /
birthday


Do you remember?


1 Complete the puzzle.


1 


2 


3 

4 

5 

6 

7 

8 

h o l i d a y s



1 Listen and point.
Say the words.


poster



invitation



decorations



band



prepare



decorate



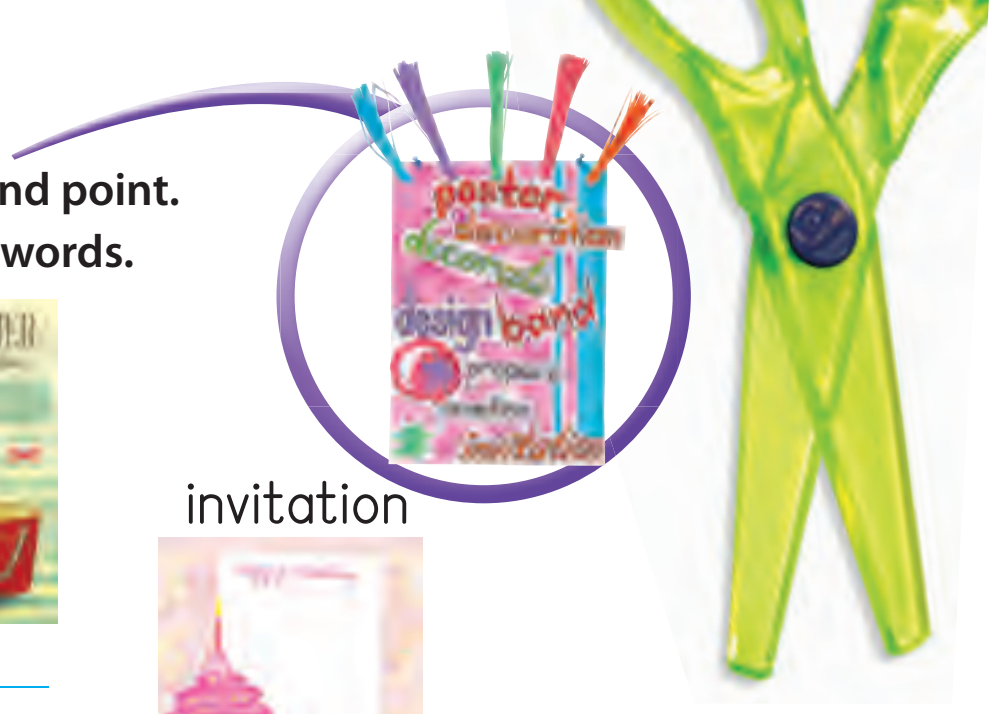
practice



design



2 Write the words in Exercise 1.



1 Answer the questions.

Are you designing
the posters?
Yes, I am. / No, I'm not.



1



2



3

1 Rudy: Are you designing the posters?

Rick: Yes, _____.

2 Rudy: Are you making the decorations?

Marnie: _____.

Rudy: What are you doing?

Marnie: I'm writing invitations.

3 Rudy: Are you practicing for the party?

Katie: _____.

2  Sing the song.



Party preparations



Party preparations,
So much to be done!
Party preparations,
They're a lot of fun!



Designing party posters,
Writing invitations.
Preparing lots of party food,
For our celebration!



1 Imagine you are preparing your birthday party. Answer the questions about yourself. Use *Yes, I am* and *No, I'm not*.

1 Are you designing a poster?

2 Are you preparing the food?

3 Are you decorating the room?

4 Are you writing the invitations?

2 Draw pictures of your party preparations in Exercise 1.



3 Ask your friends what they are doing. Tell them about your activity.

 **Talk time**
Are you designing a poster?
Yes, I am.

1 Check the party preparations on the list.

- Preparing the food.
- Making the bed.
- Making the decorations.
- Writing invitations.
- Taking a shower.
- Designing posters.
- Decorating the room.
- Eating a hamburger.
- Watching TV.

2 Listen and match.

- | | |
|----------|---------------------------|
| Jack's | preparing the party food. |
| Fred's | decorating the room. |
| Angela's | making the decorations |
| I'm | designing the posters. |

3 Write an invitation to your birthday party.

PARTY INVITATION

TO: _____


FROM: _____

LOCATION: _____


DATE: _____

TIME: _____

1 Listen and point. Say the words.



2 Label the party mask.



1 Listen and draw.




Are you coloring the eyes?
Yes, we are. / No, we aren't.



to Unit 7

Check or cross next to the pictures.

1 He isn't measuring. He's painting.



2 She's pasting. She isn't cutting.



3 He's counting. He isn't coloring.



1	2	3

1 Look and answer the questions.

What are the children doing? _____.

2 Listen and read.

THE BEST MASK



"What are you doing?" asks Mom. "We're making masks for the mask competition at the party," says Judy. "I want to win first prize," says Nathan.



"I'm coloring my mask pink, Mom," says Judy. "I'm painting my mask green," says Nathan.



"Are you wearing your new black pants to the party?" asks Mom. "No, I'm not. I'm wearing my green pajamas," says Nathan. "Green pajamas! But Nathan...!"



"First prize goes to Nathan for his beautiful alien mask and his alien costume," says Mr. Pye. "But... they are his pajamas!" says Judy.

3 Make your own mask.

1 Draw a picture of you at the party.



2 Talk about the party.

- What are they doing?
- What's he / she doing?
- Look, is he eating brownies?
- Are they dancing or singing?
- Is he / she eating?
- Point to a boy singing.
- What's he / she wearing?

Unit Test 8

Points

___ / 3

1 Complete the questions and the pictures.

Look at the pictures and answer the questions



1 Are you practicing for the party?

No, we are _____.



2 Are you designing the poster?

No, we are _____.



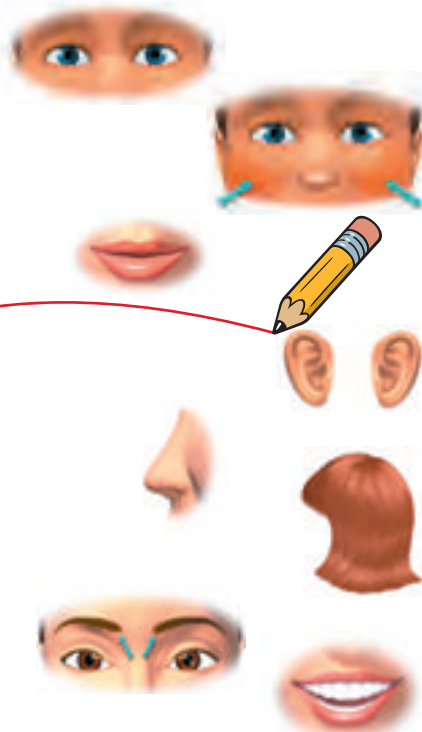
3 Are you writing the invitations?

No, we are _____.

2 Match the parts of the words and the pictures.

___ / 7


- | | |
|-------|-------|
| 1 ea | eth |
| 2 te | ir |
| 3 eye | eks |
| 4 ha | es |
| 5 no | rs |
| 6 ey | th |
| 7 che | brows |
| 8 mou | se |



3  Listen and check (✓) the correct column.

___ / 4

	✓	x
1 Making the mask.		
2 Painting the eyes		
3 Drawing the mouth.		
4 Coloring the hair		

4  Listen and read the sentences.
Circle True or False.

___ / 4



1

1 Judy is cutting the mask.

True / False

2 Nathan is painting the eyes.

True / False



2

3 Judy is writing the invitations.

True / False

4 Nathan is painting the mask.

True / False


Total: ___ / 18

THEMATIC INDEX


Topics and vocabulary	Page
• Animals 	64 - 75
• Everyday actions 	76 - 87
• Greetings 	6 - 7
• House objects 	16 - 25
• Numbers 11 to 20 	34 - 36
• Occupations 	40 - 51
• School objects 	11
• Shapes 	28 - 33
• Snacks 	58 - 61
• The house 	16 - 27

GLOSSARY


Unit 1




green-orange



blue-yellow



pink-red



touch
your head



walk to
the door



run to
the table

Unit 2



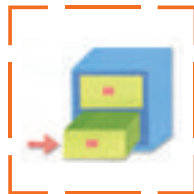
bed



chair



closet



drawer



table



shelf



bedroom




bathroom



kitchen



living
room




dining
room



yard


Unit 3




circle




square



oval



rectangle




triangle




diamond

Unit 4



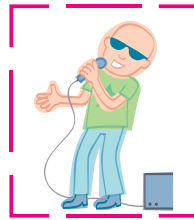
photographer



pilot




musician



singer




dancer




astronaut



fire fighter




police officer




doctor



nurse




chef



teacher



waiter



dentist

Unit 5




pencil case



backpack



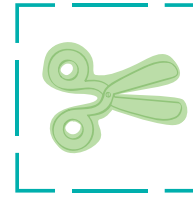
lunch box



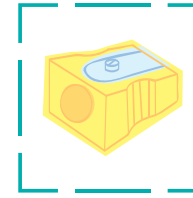
felt pen



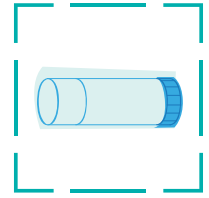
box of paints




scissors




pencil sharpener



glue stick



cheese sandwich




ham sandwich



orange juice



cupcake




hot dog



yogurt

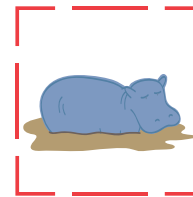
Unit 6




zebra




flamingo




hippopotamus



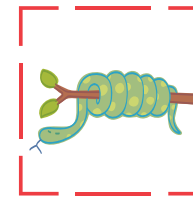
gorilla




parrot




bear




snake




camel



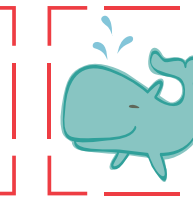
penguin




polar bear




dolphin



whale



octopus



fish

Unit 7



write




draw



color



paint



count



measure



paste



cut



play



skate



talk



sing



laugh



cry

Unit 8



poster



invitation



decorations



band



prepare



decorate



practice



design



eyes



ears



mouth



nose



eyebrows



teeth



hair



cheeks

ANSWERS

Unit 1

Página 5

Getting ready

Ex. 1. Hello. Hi. Goodbye.

Do you remember?

Ex. 1. c, g, j, k, o, u, y.

Página 6

Ex. 3. alligator , ball , cat ,
dog , kite , teddy bear .







Página 8

Ex. 3. 2170936

Página 10





Ex. 1. 7.

Página 11

Ex. 1. 1.  2.  3. 
4.  5.  6. 

Bounce Back 1. an. 2. an. 3. a. 4. a.

Página 12


Ex. 4. 2.  3. 
4.  5. 

Página 14

Unit Test 1

Ex. 1.   

Ex. 2. 1. It's a blue ruler. 

2. It's a green book. 

Ex. 3. 2. five - 5 3. one - 1 4. three - 3
5. nine - 9 6. four - 4

Ex. 4. 1. touch. 2. run. 3. walk. 4. close.

Ex. 5. 1. Read your book. 2. Close the window.
3. Sit down, please. 4. Look at the book.

Unit 2

Página 17

Do you remember?

Ex. 1. door -  ; wall -  ; window -  ;
floor - 

Página 19

Ex. 3. 1. under. 2. in. 3. on. 4. on. 5. under. 6. in.

Bounce Back. 1. True. 2. True. 3. True. 4. False.

Página 21

Ex. 1. 1. Un libro debajo de la mesa. 2. Un aro en el clóset. 3. Una pelota debajo de la repisa. 4. Un lápiz sobre la cama.
5. Un tambor sobre la silla. 6. Un auto en el cajón.

Página 22

Ex. 2. 1. bedroom 2. living room 3. bathroom
4. dining room. 5. kitchen 6. yard

Página 23

Ex. 1. 1. upstairs 2. downstairs

Ex. 2. Dibujo de Matt en el segundo piso de la casa y de Bark en el primero.

Página 24

Ex. 1. In the kitchen.

Ex. 3. It's on Ned's head.

Página 25





Ex. 1.  ,  ,  y .

Ex. 2. It's in the dining room.

Página 26

Unit Test 2

Ex. 1. 1. b 2. c 3. a

Ex. 2. 1. yard  2. bedroom 
3. kitchen  4. bathroom 

Ex. 3. 1. It's on the box. 2. They're under the bed.

Ex. 4. 1. False. 2. False. 3. False. 4. True.

Unit 3

Página 29

Getting ready

Ex. 1. - ; - ; - ; -

Do you remember?

Ex. 2. 1. - two (2). 2. - six (6). 3. eight (8).

Página 31

Ex. 1. A house.

Ex. 2. Trazar las figuras geométricas que forman una casa.

Ex. 3. Look! It's a house.

Página 32

Ex. 1. There are ten.

Ex. 2. , , , , ,

Ex. 3. 1. There are four. 2. squares, There are two. 3. diamonds, There is one. 4. rectangles, There is one. 5. circles, There are four. 6. ovals, There is one.

Página 33

Bounce Back

1. Un crayón sobre la mesa.
2. Un osito de peluche en el cajón.
3. Una pelota debajo de la mesa.

Página 34


Ex. 2. 1. twelve



2. six



3. twenty



4. seven



Página 35

Ex. 1. 1. fourteen 2. twenty 3. thirteen 4. 12.

5. 11. 6. seventeen 7. 19. 8. sixteen

9. 15 10. eighteen

Página 37

Ex. 1. $1+2=3$: one plus two equals three.
 $2+3=5$: two plus three equals five.
 $3+4=7$: three plus four equals seven.
 $5-3=2$: five minus three equals two.
 $4-1=3$: four minus one equals three.
 $2-0=2$: two minus zero equals two.

Ex. 2. elephant, apple, teddy bear, airplane, square, flower, cow, ruler.

Página 38

Unit Test 3

Ex. 1. circle, oval, rectangle, triangle.

Ex. 2. 1. 12 2. 13 3. 20

Ex. 3. 1. 11 . 2. 13

Ex. 4. , , ,

Ex. 5. (2); (1); (3);
 (6); (5); (4)

Unit 4

Página 41

Getting Ready









Ex. 1. 2. - ; 3. - ; 4. -

5. -

Do you remember?

Ex. 1. He; She; He; She.





Página 43

- Ex. 1. 1. teacher  2. police officer 
 3. fire fighter  4. chef 
 5. dentist  6. doctor 
 7. nurse  8. waiter 









Ex. 3. fire fighter, dentist, chef.

Página 44







Ex. 1. Police officer, dentist, teacher, waiter.

- Ex. 2. 1. ✓ 
 2. ✓ en 
 3. ✓ en 
 4. ✓ en 






Página 45

- Ex. 1. 1. waiter  2. teacher 
 3. fire fighter  4. dentist 
 5. chef  6. doctor 
 7. police officer  8. nurse 

Página 46

- Ex. 2. 1. He's a pilot.  2. He's a dentist. 
 3. She's a musician. 
 4. She's a doctor.  5. He's a chef. 
 6. She's a teacher. 




Página 47

- Ex. 1. 1. She isn't a teacher. She's a chef. 
 2. He isn't a waiter. He's a doctor. 
 3. He isn't a chef. He's a fire fighter. 
 4. She isn't a fire fighter. She's a waiter. 
 5. She isn't a doctor. She's a teacher. 

Bounce Back.

1. five triangles. 2. three ovals.
 3. eight squares. 4. ten circles.

Página 48






- Ex. 2. 1. They aren't singers. They're chefs. 
 2. They aren't dentists. They're dancers. 
 3. They aren't musicians. They're doctors. 
 4. They aren't pilots. They're singers. 
 5. They aren't teachers. They're photographers. 

Página 49

- Ex. 2. 1. He's a singer. 2. She's a nurse.
 3. They're astronauts.

Página 50











Unit Test 4

- Ex. 1. 1 waiter  2 dentist 
 3 nurse  4 chef  5 teacher 
 Ex. 2. 2. She isn't a police officer.
 3. They aren't teachers.
 4. He isn't a fire fighter.
 5. They aren't waiters.
 6. I'm not a dentist.
 Ex. 3. 1. photographer. 2. musician.
 3. astronaut. 4. fire fighter.
 Ex. 4. 1. He's not a singer. / He's a chef.
 2. She's not a nurse. / She's a teacher.
 3. He's not a doctor. / He's an astronaut.
 4. He is not a teacher. / He's a police officer.

Unit 5

Página 53

Getting ready

- Ex. 1.  Mochila: tijeras , lápiz  caja de pinturas , plumones , saca puntas .
 Lonchera: yogur , jugo de naranja , quequito , sándwich .

Do you remember?

- Ex. 2. 1. don't have. 2. have. 3. don't have.
4. have.

Página 55

- Ex. 1. 1. box of paints, a pencil case, a sharpener, a lunch box, and a pencil.
2. backpack, scissors, felt pens and a glue stick.

Bounce Back. 1. doctor



2. fire fighter



3. dentist









4. chef




Página 56

- Ex. 1. backpack, pencil case, pencil sharpener, felt pens, glue stick.
Ex. 2. 1. backpack. 2. green. 3. pencil case.
4. blue and red. 5. pencil / red. 6. glue stick.

Página 58

- Ex. 2. 1. cheese sandwich  2. hot dog 
3. cupcake  4. yogurt 
5. orange juice  6. ham sandwich .

Página 59

- Ex. 1. Karl:  ;  .
Sally:  ;  ;  .

Página 60

- Ex. 3. False.

Página 62

Unit Test 5





- Ex. 1. Encerrar los siguientes artículos en un círculo:



- Ex. 2. 2. doesn't have an orange juice.
3. doesn't have a ham sandwich.
4. doesn't have a yogurt.
5. doesn't have a hot dog.
6. doesn't have a cheese sandwich.

Página 63

- Ex. 3. Karl:  y  .
Sally:  y  .

- Ex. 4. 1. Sandy has a ham sandwich, and a yogurt.  
2. George has a hot dog and a cheese sandwich.  

Unit 6

Página 65





Getting ready

- Ex. 1. Un camello café. Un gorilla negro. Un hipopótamo gris. Una serpiente verde.

Do you remember?

- Ex. 2. walk, run, jump

Página 67

- Ex. 2. 1. It's a dirty hippo. 
2. It's a happy gorilla. 
3. It's a beautiful parrot. 
4. It's a young bear. 
5. It's a thin snake. 
6. It's a fat zebra. 

Página 68





- Ex. 1. happy, thin, sad, big, dirty, small, fat, clean.
Ex. 2. 1. e 2. c 3. d 4. h 5. b 6. g 7. a 8. f.

Página 69





Bounce Back

Un dibujo de un hot dog y un yogur, un quequito y un jugo de naranja.

Página 70

- Ex. 2.** 1. fat fish  2. beautiful penguin 
3. clean dolphin  4. happy polar bear 

Página 71

- Ex. 1.** dolphin – jump ; parrot – talk ;
polar bear – swim ; penguin – walk 
- Ex. 2.** 1. can talk, can't walk. 2. can jump, can't talk. 3. can swim, can't jump.
4. can walk, can jump. 5. walk / jump / swim 6. swim, jump.

Página 72

- Ex. 1.** A bear.
Ex. 3. Griselda, happy, brown bear.
Sidney, snake.

Página 73

Ex. 2.


jungle	desert	Antartic	ocean
parrots birds hippo gorilla	snake camels	penguins whale	dolphins octopus fish


Página 74


Unit Test 6

Ex. 1. fat, sad, dirty, happy.





Ex. 2. 

Ex. 3. 1. It's a dirty hippo. 

2. It's a fat zebra. 

3. It's a beautiful parrot. 

Ex. 4.

			
swim	walk	talk	fly
swim	walk	swim	walk
	✓	✓	
		✓	
			✓

Unit 7

Página 77

Getting Ready

Ex. 1.





Do you remember?





Página 79


Ex. 1. laughing, eating, skating, crying, singing, playing, drinking, talking.


Ex. 2. 2. She's skating. 

3. He's talking. 

4. She's laughing. 

5. She's singing. 

6. She's crying. 

7. He's eating. 




8. He's drinking. 

Página 80

- Ex. 1.** 1. She's talking 2. She's singing.
3. She's playing. 4. She's laughing.
5. She's eating. 6. She's drinking.
7. She's skating. 8. She's crying.

Bounce Back. It's happy. It's sad.

Página 82

- Ex. 2.** 1. color – crayon. 
2. paste – glue stick. 
3. draw – pencil. 

4. count – Becky.



5. measure – ruler.



6. cut – scissors.



7. write – pencil.



8. paint – brush.



Página 83

Ex. 1. 1. ✓, X 2. X, ✓. 3. ✓, X. 4. ✓, X. 5. X, ✓.

Página 84

Ex. 1. She's painting, she's pasting.

Ex. 3. painting, drawing, coloring, pasting.

Página 86

Unit Test 7

Ex. 1. 1. b 2. e 3. d 4. a 5. c

Ex. 2. Becky Bounce is at school. She isn't writing. She isn't coloring. She is painting a bird. Now she's cutting it and pasting it into her book. What a beautiful bird!

Ex. 3.



Ben



Jill



Martha



Sara










Simon

Ex. 4. 1. She's talking. 2. She's crying. 3. She's drinking soda.

Unit 8

Página 89

Getting ready

Ex. 1. birthday , Hallowe'en ,
Christmas , Independence Day ,
Father's Day , Easter ,
Mother's Day , Valentine's Day .

Do you remember?

Ex. 1. 1. Mother's Day 2. Independence
3. Christmas 4. birthday
5. Easter 6. Halloween
7. Valentine's Day 8. Father's Day.

Página 91

Ex. 1. 1. Yes, I am. 2. No, I'm not. 3. Yes, I am.

Página 93

Ex. 1. Preparing the food, making the decorations, writing invitations, designing posters.

Ex. 2. 1. Jack is designing the posters.
2. Fred is decorating the room.
3. Angela is preparing the party food.
4. I'm making the decorations.

Página 94

Ex. 2. 1. hair.



2. eyes.



3. nose.



4. mouth.



5. eyebrows.



6. ears.



7. cheeks.



8. teeth.



Página 95

Ex. 1.



Bounce Back 1. ✓, X. 2. X, ✓. 3. ✓, X.

Página 96

Ex. 1. They are cutting, they are coloring, they are painting.

Página 98

Unit Test 8

Ex. 1. 1. No, we are designing the poster.
2. No, we are writing the invitations.
3. No, we are practicing for the party.

Ex. 2.

1. ea / rs



2. te / eth



3. eye / brows



4. ha / ir



5. no / se



6. ey / es



7. che / eks



8. mou / th



Ex. 3.

	✓	X
1. Making the mask	✓	
2. Painting the eyes.	✓	
3. Drawing the mouth.		X
4. Coloring the hair.		X

Ex. 4. 1. True. 2. False. 3. False. 4. True.

BIBLIOGRAPHY

- Adams, M.J. et al. (2000). *Phonemic Awareness in Young Children: A Classroom Curriculum*. Baltimore, MD: Paul H. Brooks Publishing Co.
- Burke, J. (2003). *Reading Reminders - Tools, Tips, and Techniques*. (1st ed.). Portsmouth, NH: Boynton / Cook.
- Corbeil, J.C, Archambault, A. (1992). *The Macmillan Visual Dictionary*. (pp. 77 – 112, 150 – 152, 219 – 250, 349 - 355). New York, NY: Macmillan Publishing Company.
- Fox, Gwyneth associated editor et al. (2007). *Diccionario Macmillan Castillo Español – Inglés, Inglés - español*. (1st ed.). Mexico DF: Editorial Macmillan de México S.A. de C.V.
- Littlejohn, A., & Hicks, D. (2007). *Primary Colours, Pupil's Book 3*. Cambridge: Cambridge University Press.
- Loyd, S. (2000). *The Phonics Handout*. Essex: Jolly Learning Ltd.
- Loyd, S., & Werman, S. (2003). *Jolly Dictionary*. Essex: Jolly Learning Ltd.
- Moon, J. (2000). *Children Learning English*. (1st ed.). Oxford: Macmillan Publishing Company.
- Morgan, S. (2008). *Incredible Animals*. (1st ed.). London: QED Publishing.
- Murphy, R.M. (1997). *Essential Grammar in Use*. (2nd ed.). Cambridge: Cambridge University Press.
- Peregoy, S.F. et al. (2005). *Reading, Writing and Learning in ESL*. (3rd ed.). White Plains, NY: Addison Wesley Publishing Company.
- Rauff, R. (1994). *Wonderful World of English*. (1st ed.). Chicago, IL: World Book Inc.
- Reed, C. (2007). *500 Activities for the Primary Classroom*. (1st ed.). Oxford: Macmillan Publishing Company.
- Rinvolucrí, M. et al. (1995). *More Grammar Games*. (1st ed.). Cambridge: Cambridge University Press.

Web Sites

Unit 1

Game with numbers 1 to 10

<http://learnenglishkids.britishcouncil.org/en/language-games/balloon-burst/numbers-1-10>

Unit 2

Furniture vocabulary game

<http://learnenglishkids.britishcouncil.org/en/language-games/balloon-burst/furniture>

Unit 3

Game with numbers 11 to 20

<http://learnenglishkids.britishcouncil.org/en/language-games/balloon-burst/numbers-11-20>

Unit 4

Game with jobs vocabulary

<http://learnenglishkids.britishcouncil.org/en/language-games/find-the-pairs/jobs>

Unit 5

Game with food vocabulary

<http://learnenglishkids.britishcouncil.org/en/language-games/wordsearch/food>

Unit 6

Game with names of zoo animals

<http://learnenglishkids.britishcouncil.org/en/language-games/balloon-burst/zoo-animals>

Unit 7

Song about daily routine

<http://learnenglishkids.britishcouncil.org/en/songs/the-way>

Unit 8

Game about Christmas

<http://learnenglishkids.britishcouncil.org/en/language-games/balloon-burst/christmas>

© Macmillan Publishers S.A. de C.V. / Ediciones Cal y Canto Ltda.

© Bounce in Chile 2014 Reimpresión

Student's Book 2º año básico. Based on: the Bounce series

Additional text	Lina Alvarado Jantus
General Manager	Jorge Muñoz Rau
Academic Consultant	Gloria Caro Opazo
Editor	Marian González Del Fierro
Proofreading	Gloria Caro Opazo
Recording Producer	Rodrigo González Díaz
Recording Engineer	Ignacio Arriagada Maia
Illustrations	Rosie Brooks
General Production	Cecilia Muñoz Rau
Production Assistant	Lorena Briceño González
Cover designed by	María Jesús Moreno Guldman
Layout by	Catherina Pujol Hormazábal
Photos	Banco de Fotos Ediciones Cal y Canto

Nº de Inscripción: 212.431

ISBN: 978 956 339 055 1

© Macmillan Publishers S.A. de C.V. / Ediciones Cal y Canto Ltda.

© Bounce in Chile 2013

Student's Book 2º año básico. Based on: the Bounce series

Nº de Inscripción: 212.431

ISBN: 978 956 339 055 1

© Macmillan Publishers S.A. de C.V. / Ediciones Cal y Canto Ltda.

© Bounce in Chile 2012

Original © Macmillan Publishers. Based on: the Bounce series

Original Text © Julie Kniveton and Angela Llanas 2004

Design and illustration © Macmillan Publishers Limited 2004

Design development and page make up by Ben Cracknell Studios.

Illustrated by Peter Richardson; Sean Longcroft @ Just for Laffs.

Cover design by DW design.

Commissioned photographs by Dean Ryan.

Student's Book 2º año básico

Nº de Inscripción 212.431

ISBN 978 956 339 032 2

All rights reserved; no part of this publication may be reproduced, stored in a retrieval system, transmitted in any form, or by any means, electronic, mechanical, photocopying, recording, or otherwise, without the prior written permission of the publisher.

Impreso RR Donnelley Chile

Se terminó de imprimir 206.100 ejemplares en el mes de enero de 2014.





EDICIÓN ESPECIAL PARA EL MINISTERIO DE EDUCACIÓN
PROHIBIDA SU COMERCIALIZACIÓN

